

BUNN Espresso® Cool Froth™

Simple solution for exceptional espresso beverages from a sleek, compact super-automatic



Tiger XL Cool Froth
(with milk drawer)



Tiger XL Cool Froth EXT
(external milk)



PRODUCT FEATURES

- Up to 180 shots per hour from less than 16" of counter space.
- Intelligent modular brewing chamber for consistent flavor profile.
- Simulates barista tamping and polishing motion to provide uniform extraction.
- Two-grinder model for two varieties of espresso beans.
- Each hopper holds 1.75 lbs of fresh beans.
- Adjusts for 4.5 to 7.4 inch cup clearance.
- Pod brewing option standard.
- Intuitive operational design. Easy to use control pad guides user through steps for making drinks.
- Easy daily cleaning.
- Innovative milk delivery system does not inject steam or water to dilute the foam for a full, rich flavor experience.
- Perfectly foams cold milk for great tasting iced cappuccino.
- Your choice of four drink selections: espresso, cappuccino, latte and iced cappuccino.
- Available with a self-contained 1 gallon milk drawer.
- EXT (external milk) model can draw milk from two sources, expanding your beverage menu.

BUNN Espresso Tiger

Model	Product #	Size		Electrical			Cord Attached	Agencies
		Dimension	Weight	Volts	Amps	Watts		
Tiger XL Cool Froth	35800.0008	25.5"H x 15.8"W x 18.1"D 64.8cm H x 40.1cm W x 45.9cm D)	103 lbs. (46.7 kg)	120	16	1850	Yes	
Tiger XL Cool Froth	35800.0009			208	12	2400	Yes/no plug	
Tiger XL Cool Froth EXT external milk	35800.0010	19.3"H x 15.8"W x 18.1"D 49cm H x 40.1cm W x 45.9cm D)	88 lbs. (40 kg)	120	16	1850	Yes	
Tiger XL Cool Froth EXT external milk	35800.0011			208	12	2400	Yes/no plug	

BUNN Espresso® XL M

Simple solution for exceptional espresso beverages from a sleek, compact super-automatic



Tiger XL M
(with milk drawer)





Tiger XL M EXT
(external milk)

PRODUCT FEATURES

- Up to 180 shots per hour from less than 16” of counter space.
- Intelligent modular brewing chamber for consistent flavor profile.
- Simulates barista tamping and polishing motion to provide uniform extraction.
- Two-grinder model for two varieties of espresso beans.
- Each hopper holds 1.75 lbs of fresh beans.
- Adjusts for 4.5 to 7.4 inch cup clearance.
- Pod brewing option standard.
- Intuitive operational design. Easy to use control pad guides user through steps for making drinks.
- Easy daily cleaning.
- Innovative milk delivery system does not inject steam or water to dilute the foam for a full, rich flavor experience.
- Available with a self-contained 1 gallon milk drawer or external milk.
- EXT (external milk) model can draw milk from two sources, expanding your beverage menu.

BUNN Espresso Tiger

Model	Product #	Size		Electrical			Cord Attached	Agencies
		Dimension	Weight	Volts	Amps	Watts		
Tiger XL M-2	35800.0012	25 5”H x 15.8”W x 18.1”D 64.8cm H x 40.1cm W x 45.9cm D)	103 lbs. (46.7 kg)	120	16	1850	Yes	 
Tiger XL M-2	35800.0013			208	12	2400	Yes/no plug	
Tiger XL M-2 EXT external milk	35800.0014	19 3”H x 15.8”W x 18.1”D 49cm H x 40.1cm W x 45.9cm D)	88 lbs. (40 kg)	120	16	1850	Yes	
Tiger XL M-2 EXT external milk	35800.0015			208	12	2400	Yes/no plug	

BUNN Espresso® XL S, Steamer and Cup Warmer

Simple solution for exceptional espresso beverages from a sleek, compact super-automatic



Tiger XL S

BUNN ESPRESSO® TIGER XL S SERIES

- Up to 180 shots per hour from less than 16" of counter space.
- Intelligent modular brewing chamber for consistent flavor profile.
- Simulates Barista tamping and polishing motion to provide uniform extraction.
- Two hoppers for regular, decaf or other specialty beans.
- Each hopper holds 1.75 lbs of fresh beans.
- Adjusts for 4.5 to 7.4 inch cup clearance.
- Pod brewing feature standard on all models.
- Easy to use control pad and display screen guides user through steps for making drinks.
- Simple daily cleaning process with automatic reminder and lockout.
- Intellisteam® wand shuts steam off when the milk reaches the preset temperature. No need to monitor temperature with a thermometer.



Steamer





Cup Heater

STEAMER FEATURES

- Intellisteam™ wand shuts steam off when the milk reaches the preset temperature.
- Consistent steam temperature for back-to-back steaming.
- Stand alone unit produces dry steam that minimizes milk dilution and will not interfere with the brewing capacity of your espresso machine.
- Stainless steel housing.
- Programmable for timed hot water dispense.
- .85 gallon (3.2 litres) boiler.

CUP HEATER FEATURES

- Stand alone unit heats cups to maintain espresso temperature when serving.
- Convection heat keeps cups warm.

BUNN Espresso Tiger								
Model	Product #	Size		Electrical			Cord Attached	Agencies
		Dimension	Weight	Volts	Amps	Watts		
Tiger XL S-2 with steam wand	35800.0006	25.5"H x 15.8"W x 18.1"D 64.8cm H x 40.1cm W x 46cm D	103 lbs. (46.7 kg)	120	16	1850	Yes	 
Tiger XL S-2 with steam wand	35800.0007			208	12	2400	Yes/no plug	
Steamer	35800.0401	15.4"H x 9.7"W x 17.7"D 39cm H x 24.6cm W x 45cm D	62 lbs. (28.1 kg)	120	15.8	1900	Yes	
Cup Heater	35800.0400	15.4"H x 10"W x 15"D 39cm H x 25.4cm W x 38.1cm D	22 lbs. (10 kg)		0.5	60	Yes	

BUNN Espresso® Feature Comparison



Tiger XL Cool Froth
(milk storage)



Tiger XL Cool Froth
(external milk)



Tiger XL M
(milk storage)



Tiger XL S
(milk storage)

BUNN Espresso Tiger Comparison Chart

Description	XL Cool Froth	XL Cool Froth EXT	XL M	XL M EXT	XL S
120 volt					
208 volt					
Hot beverages					
Cold cappuccino					
1-Step operation					
2-Step operation					
Internal milk					
External milk					
Intellisteam wand					
Pod brewing					

4