

Liquid Coffee Refrigerated Dispenser - High Volume

High volume Coffee-On-Demand dispenser meets the requirements of banquets, convention centers, and hotels



LCR-3 HV





BIB compartment view

LCR-3 HV FEATURES

- Refrigerated product cabinet extends product flavor profile, adjustable to maintain 41° to 65°F in the product compartment.
- LCD screen for programming and user interface.
- Holds up to three 1-gallon BIB's.
- Delivers 6 oz. per second of hot coffee on demand, 30-145 gallons of coffee per hour (varies by voltage and incoming water temperature).
- 3-phase or single phase operation.
- In two flavor mode, the optional "Auto-Switching" function automatically switches from an empty BIB to a secondary BIB (left and middle pump only).
- Three buttons allow operator to dispense three independent ratios.
- Each dispense button allows the option of up to 3 portion sizes via rotary selection switch.
- 18 gallon (82L) tank capacity.
- Manual hot water faucet.

Power Volts	Phase	Heater Watts	Total Amps	Capacity Cups/Hr** Gal/Hr	
120/208	1 Phase	7820	37.6	641	25.0
120/240	1 Phase	10400	43.2	853	33.3
120/208 Y	3 Phase	12000	32.8	961	37.6
120/240 Y	3 Phase	15000	37.6	1280	49.6

**Capacity measured with a 5 oz. cup and can be increased by preheating incoming water to 140°F maximum.

Liquid Coffee Refrigerated Dispenser											
Model	Product #	Dispense Rate/Sec.	Connector Type	Size		Electrical			Capacity	Cord Attached	Agencies
		6 oz.		Dimension	Weight	Volts	Amps	Watts			
		Product Ratios									
LCR-3 HV	40800.0000	25:1 - 100:1	Scholle QC	23 2" H x 15.8" W x 20.9" D (58 9cm H x 40.1cm W x 53cm D)	225 lbs. (102.1 kg)	See chart above.			No	 	
	40800.0001		Scholle 1910								
	40800.0002		QCD-II								

Liquid Coffee Ambient Dispensers

Coffee-On-Demand dispenser meets the requirements of banquets, convention centers, and hotels



LCA-2, IC
(Ambient - for iced coffee)



LCA-2
(Ambient)



LCA - PC
(LCA is also available with portion control)

COMMON FEATURES (LCA-2, LCA-2 IC)

- Accommodates all ½ gallon (1.9 litre) and most 1 gallon (3.8 litre) bag-in-box (BIB) containers.
- Insulated product cabinet.
- Convenient flip tray for dispensing into decanters or carafes.
- Compatible with BUNNlink®.




LCA-2 ADDITIONAL FEATURES

- Global multi-volt design is easily converted to ratings from 100 to 240 volts (50-60 hertz).
- FlavorGard® technology continuously monitors extract-to-water ratio.
- Easy-to-program one touch portion control model is available for self-serve applications.
- Equipped with tank drain.

 International electrical configurations

LCA-2 IC ADDITIONAL FEATURES

- Connects to ambient water supply for a final coffee beverage served over ice.

Liquid Coffee Ambient Dispensers														
Model	Product #	Dispense Rate/Sec.			Connector Type	Size		Electrical			Capacity	Cord Attached	Agencies	
		1.8 oz.	2.5 oz.*	Product Ratios		Dimension	Weight	Volts	Amps	Watts				
LCA-2, IC	37700.0000	25:1 - 100:1			Scholle 1910LX	30" H x 12.2" W x 24.9" D (76.2cm H x 31cm W x 63.3cm D)	83 lbs. (37.2 kg)	120	2	240	810 cups/hr.	Yes	  	
LCA-2	34400.0001													
	34400.0002	25:1 - 45:1	25:1 - 65:1											
	34400.0003	45:1 - 100:1	65:1 - 100:1	LiquiBox QC/D II										
	34400.0004	25:1 - 45:1	25:1 - 65:1											
All models can be changed to these electrical configurations.									208	22.6	4700	385 cups/hr.		No
									240	25.8	6200	512 cups/hr.		No
LCA-2, PC	36500.0001	45:1 - 100:1	65:1 - 100:1	Scholle 1910LX					120	14.2	1700	125 cups/hr.		Yes
	36500.0002	25:1 - 45:1	25:1 - 65:1											
	36500.0003	45:1 - 100:1	65:1 - 100:1	LiquiBox QC/D II										
	36500.0004	25:1 - 45:1	25:1 - 65:1											
All models can be changed to these electrical configurations.							208	22.6	4700	385 cups/hr.	No			
							240	25.8	6200	512 cups/hr.	No			

Liquid Coffee Refrigerated Dispensers

Coffee-On-Demand dispenser meets the requirements of banquets, convention centers, and hotels



LCR-2
(Refrigerated)





LCR - PC
(LCR is also available with portion control)

PRODUCT FEATURES

- Refrigerated product cabinet maintains 38 – 42° F (3 – 55° C) in product compartment.
- Accommodates all ½ gallon (1.9 litre) and most 1 gallon (3.8 litre) bag-in-box (BIB) containers.
- Convenient flip tray allows for dispensing into decanters or carafes.
- Global multi-volt design is easily converted to ratings from 100 to 240 volts (50-60 hertz).
- FlavorGard® technology continuously monitors extract-to-water ratio.
- Easy-to-program one touch portion control model is available for self-serve applications.
- Equipped with tank drain.
- Compatible with BUNNlink®.



International electrical configurations

Liquid Coffee Refrigerated Dispensers												
Model	Product #	Dispense Rate/Sec.		Connector Type	Size		Electrical			Capacity	Cord Attached	Agencies
		1.8 oz.	2.5 oz.*		Dimension	Weight	Volts	Amps	Watts			
		Product Ratios										
LCR-2	34400.0036	45:1 - 100:1	65:1 - 100:1	Scholle	38" H x 12.2" W x 24.9" D (96.5cm H x 31cm W x 63.2cm D)	114 lbs. (51.7 kg)	120	14.2	1700	125 cups/hr.	Yes	 
	34400.0037	25:1 - 45:1	25:1 - 65:1									
	34400.0038	45:1 - 100:1	65:1 - 100:1	LiquiBox QC/D II								
	34400.0039	25:1 - 45:1	25:1 - 65:1									
All models can be changed to these electrical configurations.							120	14.2	1700	125 cups/hr.	Yes	
LCR-2, PC	36500.0036	45:1 - 100:1	65:1 - 100:1	Scholle								
	36500.0037	25:1 - 45:1	25:1 - 65:1									
	36500.0038	45:1 - 100:1	65:1 - 100:1	LiquiBox QC/D II								
	36500.0039	25:1 - 45:1	25:1 - 65:1									
All models can be changed to these electrical configurations.					208	25.8	4100	385 cups/hr.	No			
										240	25.8	6200
					208	25.8	4700	385 cups/hr.	No			
										240	25.8	6200

Liquid Coffee Low Profile Dispensers

Coffee-On-Demand dispenser meets the requirements of banquets, convention centers, and hotels



LCA-2 LP
(Ambient)



LCC-2 LP
(Chilled)



COMMON FEATURES

- Attractive appearance with shorter profile.
- Dispense over 120 (5 oz.) cups per hour.
- Accommodates two .5 gallon bag-in-box (BIB).
- Serves two coffee products and hot water.
- Refill LED lights alert the operator when more concentrate is needed.
- Rinse LED lights alert the operator cleaning is needed.
- Set up for continuous dispense (by the cup) for self-serve applications or portion-control to fill cups or carafes.

LCC-2 LP FEATURES

- Chilled product cabinet utilizes thermoelectrics for optimal performance.
- Accommodates two .5 gallon bag-in-box sized approximately 7.5”H x 5.25”W x 4”D.

Liquid Coffee Refrigerated Dispensers

Model	Product #	Dispense Rate/Sec.	Connector Type	Size		Electrical			Capacity	Cord Attached	Agencies
		1.7 oz.		Dimension	Weight	Volts	Amps	Watts			
		Product Ratios									
LCC-2, LP	38800.0004	25:1 - 100:1	Scholle 1910LX	23 2" H x 15.8" W x 20.9" D (58.9cm H x 40.1cm W x 53cm D)	65 lbs. (29.5 kg)	120	12	1440	120 cups/hr.	Yes	 
	38800.0005		QCDII								
	38800.0006		Scholle Q/C								
	38800.0007		Rapak								
LCA-2, LP	38800.0000		Scholle 1910LX								
	38800.0001		QCDII								
	38800.0002		Scholle Q/C								
	38800.0003		Rapak								